



# New Useful Features FortiOS 7.2

Mykola Haiovyi

Fortinet Engineer / Trainer

fortinet@muk.ua

2022 Q2

# MUK Training Center – Fortinet Authorized Training Center



11-13/07/2022 - FortiGate Security (FG-S),

3 дня /24 часа

14-15/07/2022 - FortiGate Infrastructure (FG-I),

2 дня/16 часа

**Всем зарегистрированным участникам вебинара  
предоставляется скидка в 10%**

**Контакты:**

**+38044 492-29-29**

**[training@muk.com.ua](mailto:training@muk.com.ua)**

# Improve admin-restrict-local handling of multiple authentication servers

Under *config system global*, when the *admin-restrict-local setting is enabled*, local administrators cannot be used until all remote authentication servers are down. The FortiGate now only checks if all remote authentication servers applied in system admin are down, instead of all remote servers configured on the FortiGate, before allowing local administrators to log in.

```
config system global
```

```
set admin-restrict-local enable
```

```
end
```

# Introduce maturity firmware levels



Starting with FortiOS 7.2.0, released FortiOS firmware images use tags to indicate the following maturity levels:

- The *Feature* tag indicates that the firmware release includes new features.
- The *Mature* tag indicates that the firmware release includes no new, major features. Mature firmware will contain bug fixes and vulnerability patches where applicable.
- Administrators can use the tags to identify the maturity level of the current firmware in the GUI or CLI.
- Administrators can view the maturity level of each firmware image that is available for upgrade on the *Fabric Management* page. When upgrading from mature firmware to feature firmware, a warning message is displayed.

# Introduce maturity firmware levels (cont.)

### System Information


Hostname FortiGate-301E


Serial Number  

Firmware **v7.2.1 build0510**  
**(Mature)**

Mode NAT



System Time 2022/03/11 14:09:55

Uptime 00:00: 


 v7.2.2 available

### System Information

Hostname FGT301E


Serial Number  

Firmware **v7.2.1 build0510**  
**(Feature)**

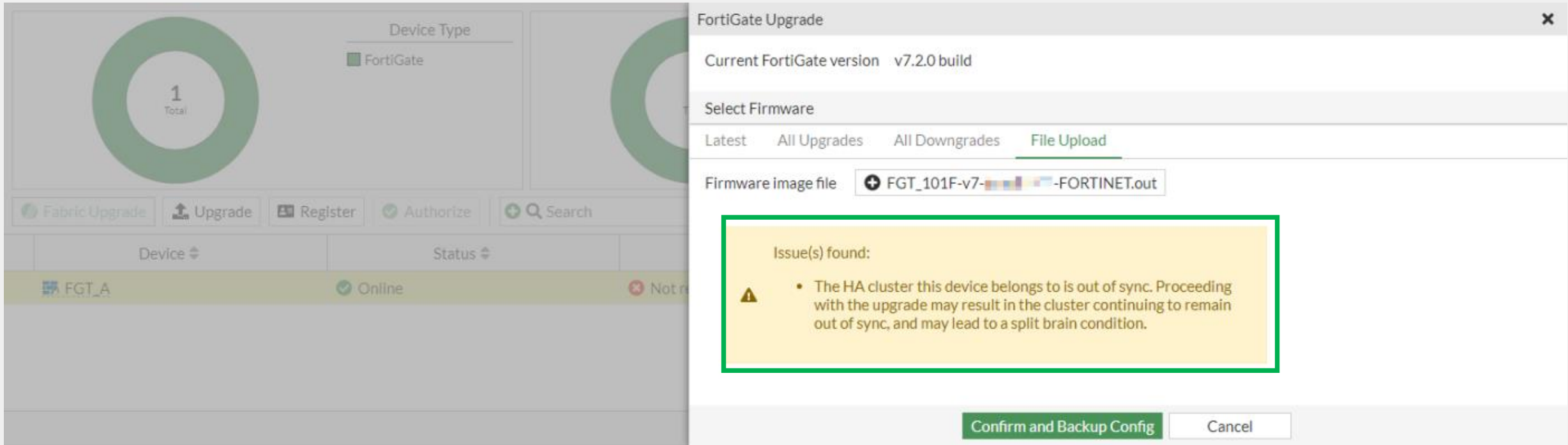
Virtual Domains 

Mode NAT

System Time 2022/03/11 15:27:59



# Add warnings when upgrading an HA cluster that is out of synchronization



The screenshot shows the FortiGate Upgrade dialog box. The background displays a dashboard with a donut chart showing 1 total device, a table with columns for Device and Status, and buttons for Fabric Upgrade, Upgrade, Register, Authorize, and Search. The table lists a device named FGT\_A with a status of Online. The Upgrade dialog box is open, showing the current FortiGate version as v7.2.0 build. Under the Select Firmware section, the File Upload tab is selected, and the Firmware Image file is FGT\_101F-v7-...-FORTINET.out. A yellow warning box with a green border is displayed, containing the text: "Issue(s) found: The HA cluster this device belongs to is out of sync. Proceeding with the upgrade may result in the cluster continuing to remain out of sync, and may lead to a split brain condition." At the bottom of the dialog, there are two buttons: "Confirm and Backup Config" and "Cancel".

FortiGate Upgrade

Current FortiGate version v7.2.0 build

Select Firmware

Latest All Upgrades All Downgrades File Upload

Firmware Image file FGT\_101F-v7-...-FORTINET.out

Issue(s) found:

- The HA cluster this device belongs to is out of sync. Proceeding with the upgrade may result in the cluster continuing to remain out of sync, and may lead to a split brain condition.

Confirm and Backup Config Cancel


# Remove overlap check for VIPs

The overlap check for VIPs was removed, so there are no constraints when configuring multiple VIPs with the same external interface and IP. A new security rating report alerts users of any VIP overlaps.

To configure two VIPs with the same external interface and IP:

```
config firewall vip
edit "test-vip44-1"
  set extip 10.1.100.154
  set mappedip "172.16.200.156"
  set extintf "port24"
next
edit "test-vip44-1 clone"
  set extip 10.1.100.154
  set mappedip "172.16.200.156"
  set extintf "port24"
  set src-filter 10.1.100.11
next
end
```

# Let's go to online Demo



Username

Password

Login



# Review

- ✓ Policy & Objects > Internet Service Database. IP Address Lookup
- ✓ Network > Diagnostics. Packet Capture / Debug Flow
- ✓ System > Fabric Management. FortiGate Upgrade
- ✓ Security Fabric > Automation. Trigger > Event Log Category
- ✓ System > Settings > VDOM. Remove split-task VDOMs and add a new administrative VDOM type.
- ✓ System > Feature Visibility > Workflow Management. Add Policy change summary and Policy expiration to Workflow Management
- ✓ New Security Events and System Events log page
- ✓ System > FortiGuard. Allow manual licensing for FortiGates in air-gap environments



# **FORTINET** **NSE Training Institute**



## **Q&A**

I hope you found this information helpful and interesting. We learned some cool facts together and we saw the world of new modern NGFW features.

## **Stay safe in 2022.**

fortinet@muk.ua